



Bilijardai



In Search of Perfection

Since • 1994



The new model Modular is the result of our aim to tailor for everyone's precise needs which led us to modular system method. The design and the creation of the system is always in movement. We are finding true answers through our experiments: in fact, when we started the project we did not know if certain design were good or not.




Modular is Open Structures project. We plan to develop this idea of the constantly evolving system by using a shared design grid that allows multiple partners to contribute parts, components and structures to a single project.





PRIMARY ELEMENTS

LEG DESIGN





B (block) 





W (block with window) 


Customer's personal decor available




D (block with decor) 




C (0,5 of cylinder) 




P (pyramid) 

Each leg can have individual color

BODY DESIGN




No. 1



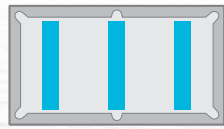
No. 2




SUGGESTED LEG POSITIONS



1



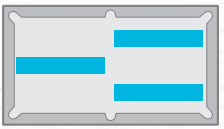
2



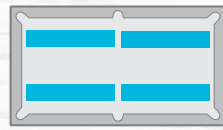
3



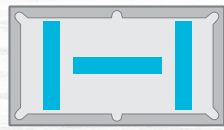
4




5




6



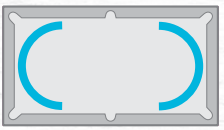
7



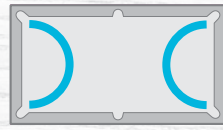
8



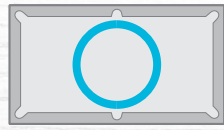
9



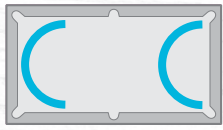
10



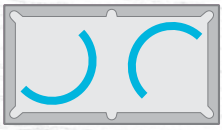
11



12



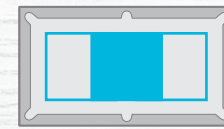
13




14



15



16



17



18



19



20

We present the primary elements of the system.
By creating compositions of these elements together with you and creating new elements, we will strive to create an individual style for anyone.

The steel frame and the slate are the structure that connects the elements to the single project.



RAL9005 M / RAL9006 M



Wood finishing

M	PM	B	UB	UM
Mat	Semi mat	Glossy	Smooth glossy	Smooth mat


Wood color

8	P1	0	5	6	11
9	2	10	1	3	12
13	4	7	14	E8	E4



Main colors

Body and each leg can have an individual color.



Cloth


01	02	03	04	05	06	07
08	09	10	11	12	13	14
15	16	17	18	19	20	21
22	23	24	25			



For American Pool leather pots for 16 balls- V0, or rubber pots for 7 balls- VGI.
For Snooker, English Pool ant other games elastic pockets- VE.

Table size	Total size	Playing area	Minimum area
8'	253 x 141 cm	224 x 112 cm	514 x 402 cm
9'	284 x 157 cm	254 x 127 cm	544 x 417 cm

In a modular system everything can be broken down into separate components, and these components, the modules, can be interchanged with each other.




01

First of all, you create a design in your mind by ordering the billiard table.




02

Then you can change the composition of the elements during assembly.



03

And finally you can reassembly billiard and change the composition again.



04

For example: only with legs B, D and W you can create from 8 to 24 different designs.